

Replacing Glow Plug on Smart Weather Electronic Ignition Systems (12V & 110V)



← **Replacement Component SKU**
TOP-PIGP


Applies to the following units:

- | | |
|-------------------|--------------------|
| TOP-500EIS-100-12 | TOP-500EIS-100-110 |
| TOP-500EIS-200-12 | TOP-500EIS-200-110 |
| TOP-500EIS-300-12 | TOP-500EIS-300-110 |

BEFORE YOU BEGIN REPLACING THE GLOW PLUG, MAKE SURE THERE IS NO POWER GOING TO THE UNIT.

REMOVE THE PILOT

To remove the pilot, detached the pilot igniter from the pan/heat shield by removing the self-tapping screw



Now, you must get access to the

electronic valve. Once you have access, remove all three of the pilot igniter connections.




Important: To remove the black connector, tightly press the release clip on the underside and pull. DO NOT pull the wire

Note: The black plastic connection in the glow plug connection.


GAIN ACCESS TO THE GLOW PLUG

Now that the pilot is detached completely, remove the cage.

Start by removing two bolts on the side of the cage. Place them in a safe place to ensure you don't lose them.



Identify the glow plug. It will be a round, perforated cylinder. If you follow the wires, it will lead you to the black plastic connector.



The glow plug is connected by one nut & bolt. Remove these and store in a safe place.

Remove glow plug & replace with the new glow plug.

Reattached the glow plug with the same bolt and lock nut. Hand tighten with a screw driver and other hand tools. Do not over-tighten.

To reattach the cage, Line up the holes on the side of the cage with the holes on the pilot and slide the cage over. Re-insert the bolts

ATTACHING THE PILOT

Reinsert the ends of the pilot through the pan/heat shield.

Reattached the pilot to the pan. Use a new self-tapping screw if necessary.

Gain access underneath and reattach the pilot to the electronic valve. Make sure the black connector "clicks" into place.

Note: Ensure there are no tight bends or kinks in the silver gas line.

Ensure all your connections are secure.

You are now ready to test the pilot igniter with the new glow plug.